



www.ptawoodworkers.com

October 2019

Oktober 2019

From the Chairman



Chairman Neville Comins

Wood Expo and Craft Festival: 2019

On the 5th and 6th October, our Association held its 30th Anniversary Wood Expo and Craft Festival. As with all events of this nature there are months of planning and encouragement of members to complete their latest projects for exhibition. Our sincere thanks go to the team effort to make the event such a success. As started last year, the expansion of the EXPO to invite other Crafts and hobbyists to join us created a unique occasion with interests for the whole family. Of course, another key element is always the participation of our Suppliers who tempt us with the latest tools and gadgets. This year was no exception and thanks to all that participated. The exhibition from our members was again excellent, with many items admired by our visitors. It is always remarkable to see the level of skills amongst our members. In addition, our members also provided demonstrations in all our

activities of woodturning, cabinet making and wood carving, which proved to be as popular as ever. This year, however, we introduced a new aspect which was an activity for the children. We had tables full of bits and pieces of wood, wheels, and of course glue, hammers and nails. The opportunity was for the children to create, to experiment and at the end to keep their creations. I think we were all impressed by the ideas and the proud looks on their faces as they showed their parents. For many, one could see that even knocking a nail into wood was a new experience and fun, and glue never fails. This will certainly be a standard item in future Expo's and I hope that it can be a start for children to escape their 'screens' and see the pleasure of making things, so missing in schools today.

Also, on the agenda were presentations by our members on various topics, with mixed success in attracting audiences. Nevertheless, this important aspect of the Expo has been reviewed and more attention given to promotion before the Expo. The Crafts displayed and demonstrated ranged from beautiful art work to Origami lessons, gemstone polishing, magnificent steam engines from the Model Engineers, quality box, pen and knife making, etc. All of these attracted much interest.

The attendance for the 2 days of the Expo approached 800, a record, and to our delight some 18 people joined our Association, after seeing the benefits we offer, bringing our membership to 185, the highest ever. It was so beneficial to meet so many people and hear about their interest in our hobby and needs. We have had lots of food for thought on our activities during the year and new ideas are emerging to keep us vibrant and growing into the future.

Wood Expo and Craft Festival 5 to 6 October 2019 By Paul Roberts

The 2019 Wood Expo and Craft Festival was held again at the New Hope School. The School benefited from the sale of refreshments and raffle items. Refer to "From the Chair" above for details of the scope and success of the event. A pictorial report of the event follows.



Main hall exhibits. Sales located on the stage.



Gustav Vlok delivering his presentation on Setting up a Workshop.



Alan Crawford receiving the Phil Irons trophy from Chairman Neville Comins for the best turned item.



Hollow form by Alan Crawford of unknown wood type.



Neville Comins won the trophy for the Best Utility on Display for his box.



Jewellery Box made from Kiaat with marquetry by Neville Comins



Willie Marneweck received the Executool Trophy for the best Furniture item and the Dan Badenhorst Trophy for the Best Item on Show.



Member Andrew Bourke attracted a lot of attention with his demonstrations of ways he decorates turned bowls.



Napoleon Table by Willie Marneweck which received the award for Best on Show. Wood-cherry.



Member Ewald Graefe had a stand of wooden items he makes and sells. Expo co-ordinator Gawie Botha on the left.



Wooden workbench in European Beech by Paul Roberts



Decorative detail of blackwood inlay in the workbench's dovetail.



Deep concentration at the children's table.



Woodcarving by Bradley Martin



Children's table - great enjoyment!



Youngster enthralled by the treadle driven fretsaw.



The courses in Origami proved to be most popular.

**Association's Monthly Meeting:
31 October 2019
By Paul Roberts**

We had a well-attended meeting with some 44 persons being present. The topic for the evening was "Identifying trees and their wood". Member Lou Coetzer, who is a botanist, made the presentation. The comprehensive PowerPoint presentation is in the Association's website under "Past Event Information".



Brian Coetzer, Artisan Box-maker from White River. Brian had parts of a box to illustrate the manufacturing process.



The attentive audience listening to Lou.



Roy Gibbs busy with decorating the wooden platters.




Presenter Lou Coetzer

Lou mentioned various reasons why a person needed to identify a tree and its wood. Identification can be complex as some characteristics are very similar between different trees. Identification is made on the basis of:

- External morphology (flowers, fruit, leaves, bark)
- Internal/anatomy (Cell structure, sapwood, heartwood, colour, grain etc);

As many characteristics as possible should be used to identify a tree. Published references and keys should be used as far as possible. In addition, the correct botanical name should be used for the tree/wood rather than a common name. The common names are at times incorrect and confusing.



Recent publication on SA woods

The recent publication by Dyer *et al* is an excellent source of information. (Also obtainable in English). After the presentation it was Show-and-Tell time with one entrant shown in the photograph below.



Michael Furstenberg with the metal flower arrangement holder he had made. Some members thought that it was made of "ysterhout"!

After the break, Chairman Neville Comins gave feedback on the Wood Expo and Craft Festival (see From the Chairman above).

Cabinet Makers and Restorers: 12 October 2019 By Paul Roberts

The topic for the meeting was "*Setting up a small workshop*". The meeting was held in Gustav Vlok's workshop and was attended by 17 members and visitors. Both Gustav and John Franklin made presentations and both PowerPoint documents are on the Association's website. The technical detail will not be repeated and the reader should consult the website for further detail.




Gustav Vlok making his presentation



John Franklin presenting



Gustav's meticulously clean and well-arranged workshop.



Well-arranged tool board and power supply.

Appreciation goes to Gustav and his wife Laurette, for the excellent refreshments and all of the arrangements for the meeting.

Draaiersbyeenkoms op 26 Oktober 2019

Deur Lou Coetzer

Ons byeenkoms in die mooiste, mooiste maand is deur slegs 26 draaiers bygewoon – die minste in menige maand vanjaar. Maar die belangstelling in die huiswerkstukke en die entoesiasme onder almal

teenwoordig, was dieselfde as gewoonlik. Andries Pretorius het kom besoek aflê.

Tussen Jan Richter en Braam Burger is die administratiewe sake afgehandel voor Alan Crawford aan die woord gestel is. Alan het 'n omvattende praatjie/demonstrasie oor gesegmenteerde draaiwerk gelewer.

Alan het ter inleiding 'n duidelike beskrywing en verduideliking gegee van wat gesegmenteerde draaiwerk behels. In kort is dit die draai van gesegmenteerde houtblokkies wat in patrone aan mekaar gelym is. Maar soos ons spoedig beseft het, behels dit sommer BAIE meer as net dit.

Vervolgens het Alan die belangrikheid van ontwerp beklemtoon. Dit is die belangrikste aspek wat hierdie tipe draaiwerk voorafgaan. Alan doen sy ontwerpe met behulp van 'n rekenaar-tekenprogram. Dit is vinnig en ook maklik om wysigings aan 'n ontwerp aan te bring.


Die volgende stap is die houtkeuse en die saag van die segmente. Hier het Alan die uiters noukeurige uitmeet en saag van die blokkies beklemtoon. Hy maak van heelwat hulpmiddels gebruik om die blokkies korrek te saag en te plak, en kon dit nie genoeg beklemtoon nie om versigtig en akkuraat te werk.

Aangesien dit 'n lang proses is wat meer tyd as die lengte van 'n demo-sessie verg, het Alan net draaistukke in verskillende stadiums voorberei en vir die draaiers gewys, en nie daar gedraai nie. Hy het dan ook oplossings vir die haakplekke en probleme in die praktyk met sommige van sy voltooide stukke verduidelik.



Alan verduidelik die gebruik van 'n Jubilee-klamp. / Alan explains the use of a Jubilee clamp.

Aan die einde het die draaiers hulle tevredenheid met 'n stewige handeklap en woorde van dank teenoor Alan betoon vir 'n puik aanbieding. Hy het self hierdie tipe draaiwerk baie stimulerend en uitdagend gevind en het die draaiers aangemoedig om dit ook 'n keer of wat te probeer.



'n Puik voorbeeld van Alan se gesegmenteerde draaiwerk, saam met twee bekende publikasies waarna hy verwys het. / An excellent specimen of Alan's segmented turning, shown with two publications he referred to.

Vervolgens het Braam Burger terugvoer gegee oor die jaarlikse uitstalling aan die begin van die maand wat 'n rekordgetal betaalde besoekers gelok het. Lede se verkoopte items het 'n verbasende R23 000 opgelewer.

Volgende maand se draaiersbyeenkoms op 23 November word by Mr. Woodturner gehou. Daar is 'n bussie gereël vir diegene wat nie met eie vervoer Johannesburg toe wil ry nie. Nader aan die datum sal meer spesifieke reëlings hieroor bekend gemaak word. Die huiswerk vir daardie byeenkoms is 'n kerie. Braam is een van die demonstreerders wat daar gaan optree. Hy sal wys en verduidelik hoe hoë kwaliteit ringe gedraai word.

Ná 'n pouse waarin Marietjie van der Merwe se verversings weereens geniet is, het die huiswerkbespreking onder Carel se leiding aan die beurt gekom. Andy Sutton se natuurlikerand-bakke was die voorgestelde huiswerk. Verlede maand se vermaning oor die min huiswerkstukke is ter harte

geneem, want daar het meer stukke op die tafel gepryk.



Voorbeelde van die mooi ringe wat Braam Burger draai. / Examples of the beautiful rings that Braam Burger turns.



Verskeie meultjies deur Jan Richter. / Various pepper grinders by Jan Richter.



Bord van Jakkalsbessie op sy staander deur Gerrie Grobler. / Large plate on a stand from African ebony by Gerrie Grobler.



Gesegmenteerde bak van verskeie houtsoorte deur Deon Koch. / Segmented bowl from various types of wood by Deon Koch.



Pikante gesegmenteerde potjie van hoofsaaklik Jakarandahout deur Francois van Wyk. / Cute segmented pot from Jacaranda wood by Francois van Wyk.



Natuurlikerand-bak van gespalte Dennehout deur At Smit. / Natural edge bowl from spalted Pine by At Smit.



Spintolle met potloodpunte deur Braam Burger. Hiermee word interessante patrone op papier tydens spin getrek. / Spinning tops with pencil tips by Braam Burger. When spinning, they create interesting patterns on paper.



Onafgewerkte vleuelbakkie van Kiaathout deur Braam Burger. / Unfinished wing bowl from Kiaat wood by Braam Burger.



Vleuelbak van Europese Essehout deur Stephan Kruger. / Wingbowl from European Ash by Stephan Kruger.



Gekleurde Jakarandavaas deur At Smit. / Stained Jacaranda vase by At Smit.

Die byeenkoms is afgesluit met die gebruikelike lootjietrekkings vir geskenkte gereedskap, hulpmiddels en stukke hout. Hierdie inkomste word vir die huur van die Scoutsaal aangewend. Jan Richter bedank lede vir hierdie skenkings.

Editorial

Editor: Paul Roberts

E-Mail: paul.roberts@ptawoodworkers.com

Tel: 084 515 2773